



District Report Card: 2017


State: Bihar	District: Patna
Class: 5	Subject: Language
Schools: 59	Students: 1198


Participation/Coverage


Students

<div>GENDER</div> <div></div>	Boys		Girls	
	Number	%	Number	%
	523	43.66	675	56.34

<div>AREA</div> <div></div>	Rural		Urban	
	Number	%	Number	%
	938	78.30	260	21.70

<div>CATEGORY</div> <div></div>	SC		ST		OBC		GEN	
	Number	%	Number	%	Number	%	Number	%
	306	25.54	2	0.17	793	66.19	97	8.10

<div>CWSN</div> <div></div>	LD	VI	HI	S&LD	ID	Oth
	1	0	0	0	2	3

<div>Management</div> <div></div>	Government		Government-aided	
	Number	%	Number	%
	1198	100.00	0	0.00

Average Performance of Students in Language (%)

Overall	Gender		Area		Management		Social Group			
	Male	Female	Rural	Urban	Govt.	Aided	SC	ST	OBC	GEN
62.87	62.12	63.45	61.01	69.56	62.87	0.00	61.66	33.33	63.14	65.09

Performance on Learning Outcomes (LOs)

Learning Outcomes	Description	Average Performance(%)
L504	Reads and comprehends independently storybooks, news items/ headlines, advertisements etc.	60.23
L508	Reads text with comprehension, locates details and sequence of events	64.18

Range of Performance of Students who Answered Correctly							
Below 30%		30% - 50%		50% - 75%		Above 75%	
Number	%	Number	%	Number	%	Number	%
104	8.68	205	17.11	529	44.16	360	30.05

Lowest Performing Learning Outcomes (LOs)

- 1 - Reads and comprehends independently storybooks, news items/ headlines, advertisements etc. (60.23)
- 2 - Reads text with comprehension, locates details and sequence of events (64.18)